




Guitar Chords Chart Pdf

Printable Free Ebook Chords Chart with Finger Positions, Note Names and Intervals

If you are looking for a handy [guitar chords reference](#), you've come to the right place.

We have created this **guitar chords chart** that will help you learn new chords and play your favorite songs.

[Download The Chords Chart For Free](#)



You can [download the chart in pdf format](#) or you can browse the chords online with our [Online Guitar Chords Dictionary](#).

Is this really free?

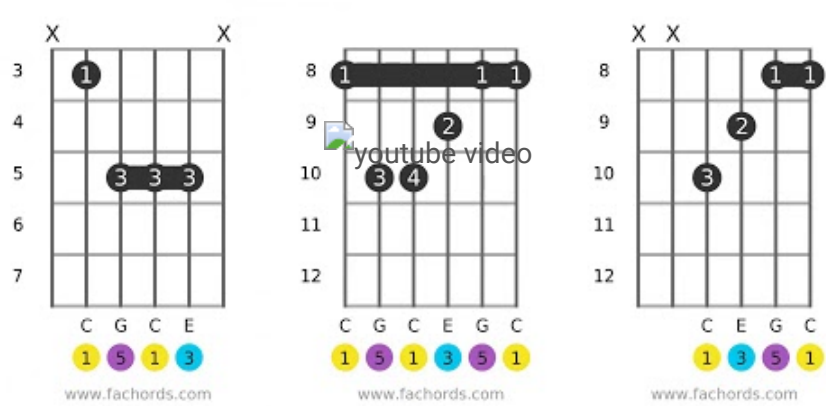
Yes! This pdf will provide you with great material to learn.

If you want something more, check my [Chords Domination ebook](#), a comprehensive resource created for those who want a deeper understanding of the chords they are playing; this ebook will give you a lot of things to work on!

[What's inside the Guitar Chords Pdf](#)

- Intervals in the chords

Movable Major chords



Voicing 1

Voicing 2

Voicing 3

Guitar Chords Ebook
Download For Free at
<https://www.fachords.com>

Movable Major 7 chords

[What's inside the Guitar Chords Pdf Ebook. Download for free now](#)

Having all this information in a single, easy to read diagrams is incredibly helpful for learning how to play chords on the guitar , chord music theory, and the fretboard.

This chart is great for players of all levels.

Are you a **beginner guitar player** ?

Good, the ebook will show you many beginner guitar chords. Just see **where to place your fingers** on the neck and start playing songs.

What You Will Learn

The pdf ebook shows you the guitar chords diagrams grouped for root and type.

If you are a beginner guitarist, don't feel intimidated by the fact that exist many different fingerings: you only need to know a few **major and minor chords** to start playing your favorite songs and have fun with your friends.

If you want to go a step further, you could learn some **Dominant Chords** , that give to your sound a **bluesy feel** , and you'll be all set for entertaining your audience.

Complete List of Chord Types in the Ebook

Here are the chord types that you'll find in the [free ebook](#)

- Major
- Minor
- Dominant 7
- Maj7
- Min7
- Dim
- Sus4
- 6
- m6
- 6/9

- 7#9
- m9
- maj9
- 9
- 11
- 13

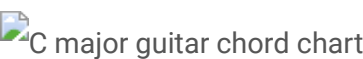
Major Guitar Chords Chart

Major chords have a **bright and happy sound** . They are composed of the Root, the Major Third and the Fifth.

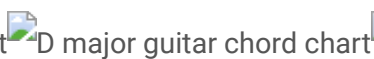
Of course, you don't have to know chords theory to play these chords, just learn the shapes and start rocking!



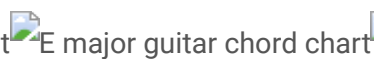
C Major



D Major



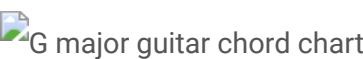
E Major



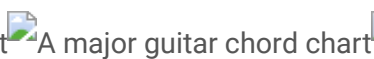
F Major




G Major



A Major



B Major



How To Read Guitar Chord Diagrams

- **Fretboard Orientation**

In the chart, the fretboard is **shown vertically** , with the thickest string (E low string) on the left.

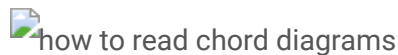
while the 0 tells you to play open, without pressing any fret.

- **Fingering**

The numbers on the frets, surrounded by a **black dot** , show you the finger to use: 1 index, 2 medium, 3 ring, 4 pinky.

- **Notes Names and Intervals**

At the bottom of the diagrams, you find the note names and the intervals (you can safely ignore this information if you only want to know the fingering for a chord)



Learn more by visiting the [how to read chord diagrams](#) tutorial

Minor Guitar Chord Chart

On the contrary, minor chords have a **sad and melancholy sound** .

They are used a lot in love and romantic songs, for the particular feeling they create.

A minor chord is composed of the Root, the Minor Third and the Perfect Fifth.

You can get many diagrams like these by [requesting your access to the free download area](#).



C Minor

D Minor


E Minor

F Minor

Dominant Guitar Chords Chart

A dominant seventh chord is composed by the Root, the Major Third, Perfect Fifth and the Minor Seventh.


Blues progressions use dominant chords all the time, for example, try this **basic blues progression** :
C7 | C7 | F7 | G7.





C7

D7

E7

 C Dominant guitar chord chart


 D Dominant guitar chord chart


 E Dominant guitar chord chart


F7

G7


A7

 F Dominant guitar chord chart

 G Dominant guitar chord chart

 A Dominant guitar chord chart

B7

 B Dominant guitar chord chart

Movable Guitar Shapes (with and without Barre)

Movable chords are shapes that you can **shift up or down the neck** (without changing finger positions) to play chords with different names (C, D, E, F#, and so forth) but of the same type (Major, Minor, 7, and, minor, dominant or other types).

That's the reason we call these diagrams movable.

With movable shapes, we don't play any open strings.

C7 Movable

 C Dominant guitar Movable chord chart  D Dominant guitar Movable chord chart

D7 Movable

E7 Movable

 E Dominant guitar Movable chord chart

The first diagram shows you the fingering of a **C7 chord**, that has the lower root at the 3rd fret of the A string.

If you want to play a **D7 chord**, you have to shift the shape up by two frets, until the root (the fret with the number 1 at the bottom of the chart) is at the 5th fret of the A string, that is a D, as shown in the second chart.

With the same logic, if you want to play a **E7 chord**, you have to move the shape until the root at the 7th fret of the A string (which is an E), as shown in the third picture.

In movable chord diagrams you will not find the name of the chord, because it depends on where you place the root (1) of the chord on the fretboard.

In the [free chord ebooks](#), you find **plenty of movable chord** shapes that will allow you to play the **majority of songs**. Click the button below to download it for free:

[Download The Chords Chart For Free](#)

[Some tips to learn how to play guitar chords](#)

fret.

Here are some tips for helping you practicing your chords:

- Practice exercises for finger agility daily. It could be the [classic 1-2-3-4](#), or simply stretching. Even if it feels not easy, try to use the **pinkie as much as possible**, it will be helpful for more advanced fingerings.
- To press a fret, always try to use the **tip of your finger**. Ideally, you want your finger to be as much as possible **perpendicular to the fretboard**.
- Be sure to be proper warmed-up before stretching fingers

Memorization (muscle memory)

Memorizing chord fingerings it's a mix of **brain work and muscle exercise**.

We have to get to a point at which we don't need to think about where to place fingers, but **automatically our left-hand knows where to go**, and [switching between chords](#) becomes automatic.

This is the so-called "**muscle memory**" and can be gained only with time and practice.

Here's a **small trick** that will help you learn chords new shapes faster:

- Place your fingers on the fretboard in the chord fingering position
- Press a little bit more than needed
- Hold the position for 20 seconds.
- Release the force
- Pause for 10 seconds

Guitar Chords Chart Pdf: Conclusions and Helpful Links

Hope you'll find this guitar chords pdf useful, remember that you don't have to know hundreds of chord shapes to have fun with your guitar.

Learn a couple of chords every day , apply them by playing your favorite songs, and soon you'll find yourself a true chord master!

For more resources on guitar chords and songs, have a look at the **related tutorials below** .



[Download The Guitar Chords Pdf](#)

Further Resources To Learn Chords:

- Download the Guitar Chords Pdf, and other resources (Scales Ebook, Fretboard Diagrams, etc)

by [clicking here](#)

- Learn everything about guitar chords with the brand new [Chords Domination Ebook](#)

- Learn how to construct chords in any part of the fretboard with our mega tutorial on [Chord](#)

[Music Theory](#)

- Browse all chords with our [Online Guitar Chord Dictionary](#).



ALSO ON FACHORDS GUITAR

Learn How To Play It On Guitar

2 years ago · 1 comment

In this tutorial, we'll learn how to play the Melodic Minor scale across the ...

How To Find The Key Of A Song: Some ...

2 years ago · 2 comments

How To Find The Key of A Song Learn Some Methods Helpful To Identify The ...

Major and Minor Add 9 Arpeggios

a year ago · 5 comments

Free PDF with fingerings for Major and Minor Add9 Arpeggios Across the ...

Modal Chord Progressions For ...

a year ago · 2 comments

Learn how to create cool and original songs using modal chord ...

Hal

a ye

In th play sca

2 Comments

[Login](#)

G

LOG IN WITH OR SIGN UP WITH DISQUS ?

♥ 4 [Share](#)

[Best](#) [Newest](#) [Oldest](#)

SV **sundar vadhanam** 2 years ago

accidently i have seen yr site, but never experienced such lessons. i am 60 years still learning guitar with a tutor,fachords guitar has done elaborated lessons...Best wishes to yr team.

0 0 [Reply](#) • [Share](#) ›

 **Gianca** Mod [→](#) **sundar vadhanam** a year ago

Thanks, you are welcome!

0 0 [Reply](#) • [Share](#) ›



scales, the fretboard and many other guitar things; Now it's available, for free,

to anyone wanting to get better at guitar. [Download the free ebooks and stay updated here](#)

Privacy, Contacts And Legal

- [Contacts](#)
- [Cookie & Privacy](#)
- [Your Privacy Choices](#)
- [Notice at Collection](#)
- [Support This Site](#)
- [Advertise](#)
- [Links](#)
- [Search This Site](#)

